



InfluenceMap

European Cement and Climate Policy

Dylan Tanner
Executive Director
November 2016



About InfluenceMap

- London based non-profit, established in 2014
- Quantitative system for measuring corporate influence on climate policy, globally
- Our data is used by investors, campaigners and companies themselves. CDP, PRI, IIGCC, ESG index and ranking systems

September 2015 - Global Launch

73° FULL FORECAST
Tampa Bay Times
 WINNER OF 12 PULITZER PRIZES
 Make us your home page 1:44 PM, Friday, April 22nd, 2016

HOME MY EDITION NEWS POLITICS SPORTS THINGS TO DO VIDEO OPINION
 BREAKING NEWS LIVE BLOG WEATHER OBITUARIES BUSINESS PINELLAS HILLSBOROUGH PASCO HERNANDO FLORIDA
 FINANCE AND MARKETS DEALS AND SHOPPING

Click here to deliver the Tampa Bay Times

Study: Duke Energy flunks international group's climate change challenge



environment tech travel
 climate change wildlife energy pollution

BP tops the list of firms obstructing climate action in Europe

Company emerges as Europe's worst climate policy wrecker, according to a new table ranking firms by their records on lobbying and opposition



The Sydney Morning Herald
Environment
 YOUR COMPANY FORMATIONS FORM A NEW COMPANY FROM £12.99

UN Climate Conference Weather Climate Change Whale Watch Animals Conservation Energy Smart

You are here: Home > Environment > Climate Change >

Rio Tinto, Business Council of Australia among 'climate hypocrites', survey says

September 16, 2015



Peter Hannam
 Environment Editor, The Sydney Morning Herald
 View more articles from Peter Hannam

Follow Peter on Twitter Follow Peter on Google+ Email Peter

Share 84 G+ Share 2 in Share Plus 100 submit

Print Reprints & permissions

Buenos Aires Herald.com

Buenos Aires, AR
 17°
 10:18 am ART

Saturday
 April 23, 2016

ANALYSIS ARGENTINA ECONOMY WORLD ARTS & MEDIA SPORTS MARKETS SHIPPING MOTOR

#ecowitness Climate lobbying

Friday, September 25, 2015



Objective Assessment System

- “Influence” – as defined by the UN Guide
- “Positive/negative” – as defined by IPCC, DG Clima, EPA etc.
- “Evidence” – based mostly on public disclosures by companies and trade associations

Relationship Mapping

LafargeHolcim

InfluenceMap Score ¹

D+

Performance Band

57%

Organisation Score

43%

Relationship Score

28%

Engagement Intensity ¹

Sector: Cement
Headquarters: Jona, Switzerland

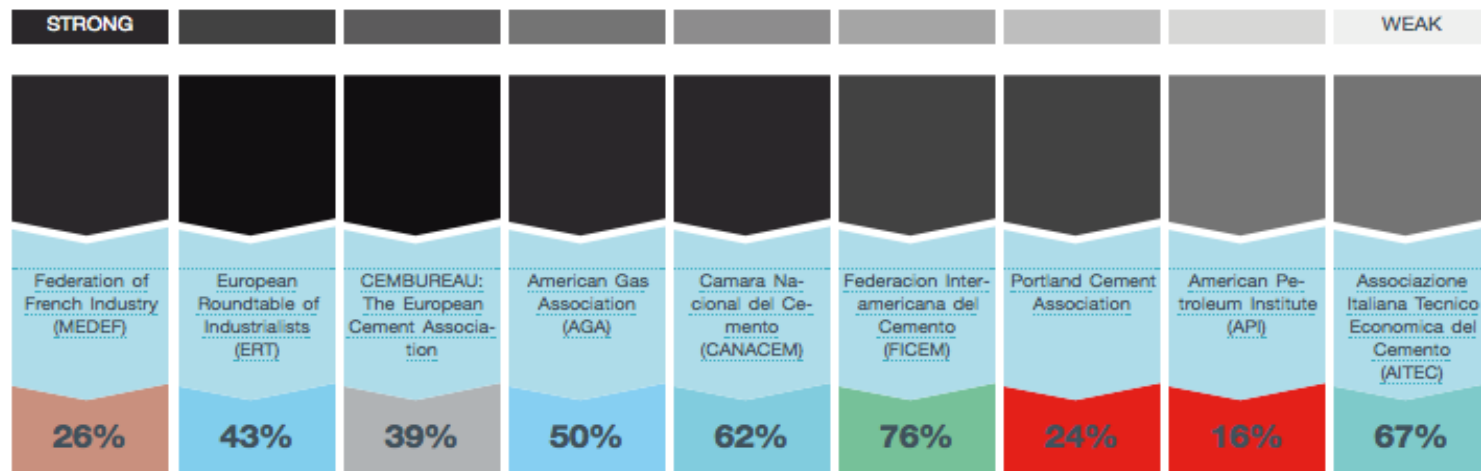
Official Web Site: <http://www.lafargeholcim.com/>
Wikipedia: [LafargeHolcim](#)

Summary of InfluenceMap Scoring

Details of Organization Score ¹

Details of Relationship Score ¹

Strength of Relationship





The InfluenceMap Report

- To objectively assess how European cement influences climate policy, post Paris
- To assess risk disclosure on climate by the sector
- Inconsistencies between the two

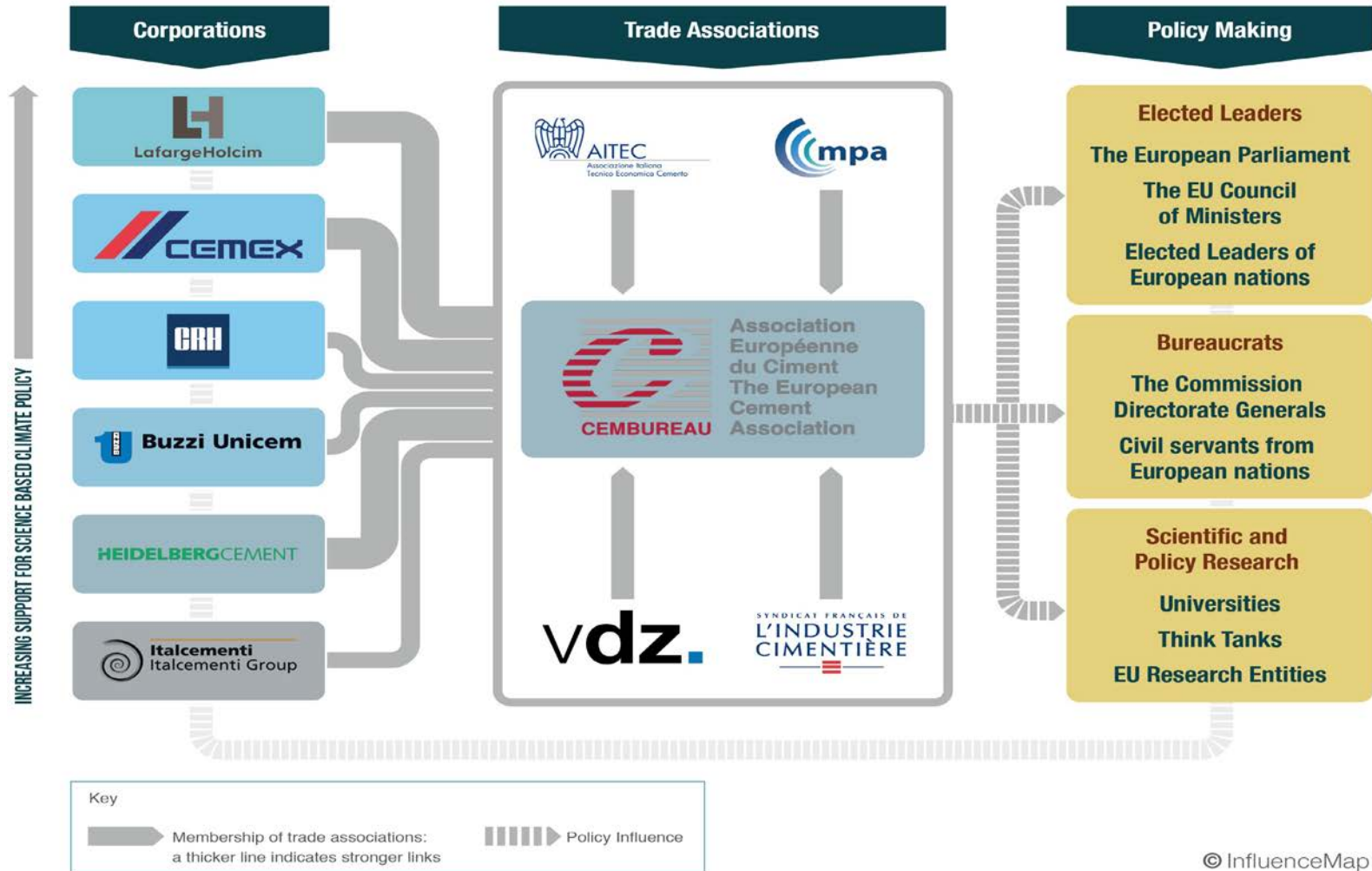


The Cement Sector in Context

Sector	Average Score
Consumer Staples	C+
Information Technology	C
Telecommunications	C-
Healthcare	C-
Utilities	D+
Industrials	D+
Retailing	D+
Airlines and Logistics	D+
Automotive	D+
Commercial Services	D
Chemicals	D
Materials	D
Media	D
Cement	D-
Oil and Gas	E+




Climate Policy Influencing by the Cement Sector in Europe





Scorecard Summary	Disclosure Score	Policy Engagement Score	CDP GHG Emissions Performance Grade
LafargeHolcim	D	E	B
CRH Plc	D+	E-	C
Cemex	C	E-	D
HeidelbergCement	B-	F	D
Italcementi	E+	E-	E
Buzzi Unicem	E+	F	D



Conclusions

- Despite some top line support statements, the cement sector opposes details, mainly through CEMBUREAU, which would place a price on carbon in line with the Paris Agreement
- Risk disclosure not sufficient and not consistent with the amount of lobbying going on
- Low-carbon manufacturers like Ecocem display opposite behaviour